

light on your work

X-CITY

4x320W LED - 7M



TRIME

Lighting Tower Specialist



AMIN POWER ENERGY

+48 603 442 277

+48 691 442 270

Zielone Wzgórze 6, 67-210 Głogów

biuro@powerenergy.com.pl





X-CITY

4x320W LED - 7M

Our engineers know that the market needs a lighting tower that is rugged, long lasting and safe. The X-CITY has been created beginning from these characteristics. It is the best solution to your needs and guarantees 4400 sqm of illuminated area. 17 units can be loaded on a standard truck. To all of this, we added the technology that allows for maximum fuel efficiency and reliability.



7m



600 Kg



340°



4400 sqm



41 (l) - 0,5(l/h)

- Multi directionally adjustable and tiltable floodlights
- Telescopic vertical mast 8m
- Manual lifting system by winch complete with auto-breaking system
- Galvanized metalworks
- 80 µm powder coating
- Very compact dimensions for easy handling & transportability, up to 17 units per truck
- Central lifting eye, and forklift pockets for effective handling
- Guided main coiled cable to avoid damage during tower operation
- Control panel alarms for engine protection and fuel level indicator
- Circuit breaker for electrical protection against overload
- External emergency stop button
- Certified wind stability up to 110 km/h
- 4 Height adjustable stabilizers
- On board levels for guidance during stabilization
- Winch cover
- Site tow trailer with foldable tow bar

APPLICATIONS



Special events



Rural & hard to reach areas



Emergency response




Construction & work sites



Gas, oil & mining operations



Military applications



17
Units Per Truck



You can place 17 units on a single vehicle thanks to one of the compactest footprints on the market.



LED TECHNOLOGY

SAFETY MANUAL VERTICAL MAST

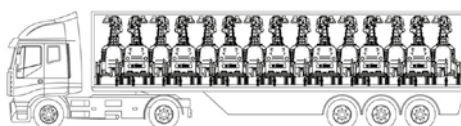
GALVANIZED BODY
DURABLE ANTI-CORROSION
PROTECTION

technical data

General		Generator-double isolation	
Dimensions min. (LxWxH) (mm)	1580x1200x2478	Model	Linz SP 10M
Dimensions max (LxWxH) (mm)	1927x2168x7000	Rated Output	4,2 kVA
Dry weight	Kg 600	Rated Frequency	50 Hz
Engine battery	12 V - 38 Ah	Rated Voltage	230 V
Fuel tank capacity	41 l	Engine	
Noise level	65dBA 7m	Model	Yanmar L70AE
Floodlights		Number of cylinder	1
Type	LED	Displacement	320 cm ³
Floodlights installed	4	Engine speed	3000 rpm
Floodlights power	320W	Fuel consumption	0,5 l/h
IP level	67	Average runtime before refueling	82 h
Mast		Cooling system	air
Lifting method	Manual	Option	
Maximum Height	7000 mm	Power available to auxiliary socket	3,2 kVA @ cos φ 1
Maximum Wind Speed	110 km/h	Road - Tow trailer	

Standard load delivery


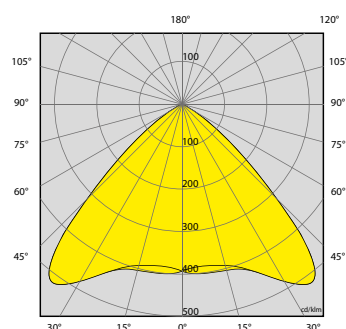
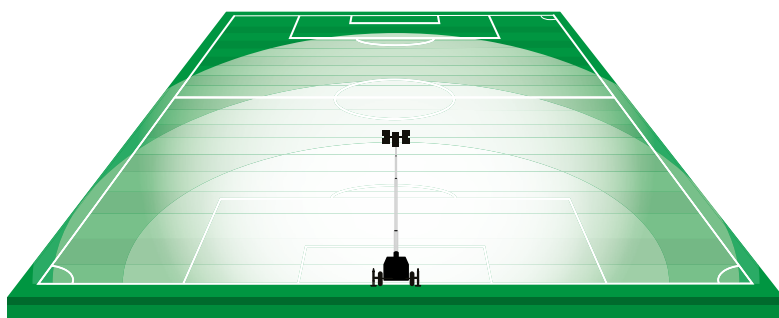
17 sets



Units Per Truck

Illuminated area

4400 sqm



AMIN POWER ENERGY

+48 603 442 277

+48 691 442 270

Zielone Wzgórze 6, 67-210 Głogów

biuro@powerenergy.com.pl

