

light on your work

X-MINE - LED 1800
6X300W 48V LED - 9M



TRIME
Lighting Tower Specialist



X-MINE - LED 1800 6X300W 48V LED - 9M

Our engineers know that the market needs a lighting tower that is rugged, long lasting and safe. The X-MINE LED 1800 has been created beginning from these characteristics. It is the best solution to your needs and guarantees 9800 sqm of illuminated area. 10 units can be loaded on a standard truck. To all of this, we added the technology that allows for maximum fuel efficiency and reliability.



8,5 m



1350 Kg




340°



4900 sqm



153(l) - 0,55(l/h)



Illuminated area
4900 sqm

- Multi-directionally adjustable and tiltable floodlights
- 7 sections hydraulic vertical tower 8,5 m, 340° rotatable
- Galvanized metalworks
- 80 µm powder coating
- Floodlights powered at 48V
- Central lifting eye forklift pockets for effective handling
- Plug & play, colour coded cables and connectors
- IP23 level protection certified
- Guided main coiled cable to avoid damage during tower operation
- Control panel alarms for engine protection and fuel level indicator
- Circuit breaker for electrical protection against overload
- External emergency stop button
- Fully bunded tank, 110%
- Certified wind stability up to 110 km/h
- 4 extendable & height adjustable stabilizers
- On board levels for guidance during stabilization
- Full mine spec. trailer
- DSE 401
- Electric light Tilting



APPLICATIONS



Special events



Rural & hard to reach areas



Emergency response




Construction & work sites



Gas, oil & mining operations



Military applications



10
Units Per Truck



You can place 10 units on a single vehicle thanks to one of the compactest footprints on the market.

KEY BENEFITS

- ✓ *High safety standard*
- ✓ *Fully 48 V*
- ✓ *Electric light Tilting*
- ✓ *Optimal for wide areas*


HEAVY DUTY SINGLE
AXLE TRAILER

48 VOLT POWERED

ELECTRIC LIGHT TILTING

GALVANIZED BODY
DURABLE ANTI-CORROSION
PROTECTION

4 ADJUSTABLE STABILIZERS



technical data

Dimensions & weight	
Dimensions min. (mm)	3560x1880x2660
Dimensions max. (mm)	3560x2550x9000
Total weight without fuel	1350 Kg

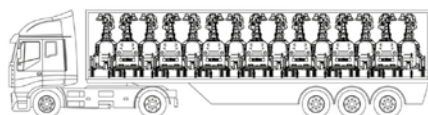
Features	
Rotation	340°
Floodlights	6x320W
Lamps	LED

Alternator	
Model	48V DC Synchronous
Insulation class	H
Degree of protection	IP23
DC Voltage	48V
Auxiliary outlets	-

Engine	
Model	Kubota Z482
Fuel	Diesel
r.p.m	1500
Tank capacity (l)	153
Consumption (l/h)	0,55
Running time (h)	279
Noise level (dBA) at 7m	65

Standard load delivery

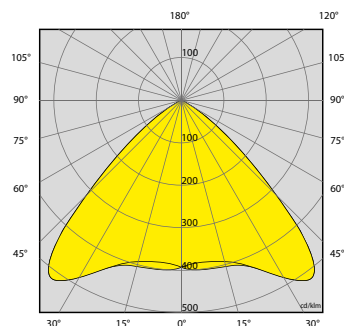
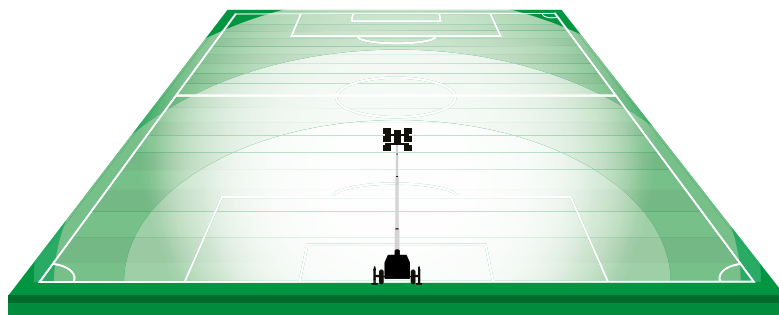
10 sets



Units Per Truck

Illuminated area

4900 sqm



Lighting Tower **Specialist**

TRIME s.r.l.

Strada per Robecco, snc
20081 Cassinetta di Lugagnano (MI) - Italy
Tel. +39 02 942 1724
Sales Dept. +39 0382 406 252
www.trime.it - info@trime.it