

C109.A




C109.A Galvanised steel cable roller.

C109.A1 Heavy version with shielded bearings.

	max load	max cable	rollers	dimensions	weight
	kg	mm	mm	mm	kg
C109.A	300	Ø 120	Ø 83x200	370x330x420	17
C109.A1	1000	Ø 200	Ø 90x250	400x360x420	27

C109.B




C109.B Galvanised steel corner roller.

C109.B1 Version with aluminium rollers.

C109.B2 Heavy version with shielded bearings.

	max load	max cable	rollers	dimensions	weight
	kg	mm	mm	mm	kg
C109.B	300	Ø 120	Ø 75/110x185	550x340x370	14
C109.B1	350	Ø 120	Ø 70/130x170	550x340x370	17
C109.B2	1000	Ø 200	Ø 80/130x280	600x400x420	31


C109.C



Chain of rollers for bends made of 12 horizontal rollers and 6 vertical rollers. Made of galvanised steel.

	max load	rollers	dimensions	weight
	kg	mm	mm	kg
C109.C	200	Ø 32x180	230x1300	28

C109.D



Galvanised chain rollers.

	max load	rollers	rollers	dimensions	weight
	kg	mm	n°	mm	kg
C109.D.3	100	Ø 32x185	3	420x230x120	4
C109.D.4	100	Ø 32x185	4	540x230x120	4,5
C109.D.5	100	Ø 32x185	5	670x230x120	5
C109.D.6	100	Ø 32x185	6	820x230x120	6

C109.E



C109.E Galvanised roller guide with swivel angled base.

C109.E1 Heavy version in painted steel.

	max load	rollers	dimensions	weight
	kg	mm	mm	kg
C109.E	120	Ø 75/110x130	350x250x210	5,8
C109.E1	200	Ø 135/205x80	315x250x230	18,2

Dimensions and weights are without optional devices. All data may change without notice. Images and drawings are indicative only.